

**Art IV  
&  
A.P. STUDIO ART  
Dorman High School**

**Information Booklet  
for new Art IV/A.P. students**

## SOME ADVICE TO NEW AP ART STUDENTS....

- **Take advantage of the summer.** Use this time to build up your portfolio. Maybe take an art class at the art center or attend a one-day workshop. Take the two summer assignments seriously... I have found that students who take the summer assignments seriously, maybe even producing an extra non-required third artwork are also the students who score the 4's and 5's on their portfolio. Coincidence?
- **Work regularly in a sketchbook.** You never know when an idea will hit you. Draw it or write it down. Cut and glue interesting photos you find or take yourself. These might be resources for future artworks. Maybe create an altered book (Google that to find out what it is... lots of info will come up). Think about your concentration and put visual or verbal ideas about it in your sketchbook/journal/altered book.
- **Don't be afraid to try something new.** Try a new art medium or subject matter. Experiment. Consider signing up for an art workshop or class.
- **Keep working on something even if you hate it.** Work until you like it. This is good for you as an artist.
- **Don't procrastinate.** Don't start on an assignment the day before. Inspiration rarely comes late and your quality will suffer. Hold yourself to a high standard.
- **Set aside time and a place at home to just work on art.**
- **Keep up with your artwork.** Don't throw anything away, including sketches. Keep it neatly in a portfolio where it will not get damaged.
- **Start thinking about ideas for your concentration.** Make a list of ideas. Challenge: can you list 100 ideas? Show me. Look around, inspiration is everywhere for an artist.
- **Look at art as much possible.** Look at art you like and art you don't like. Ask yourself why? It's best to look at art in person. Go to a local museum or gallery. Go to one if you travel, that's a lot of fun. Are you afraid to go look at real art? If so, why? You're supposed to be a serious art student! Are you really? Look at art on the Internet too... [www.artcyclopedia.com](http://www.artcyclopedia.com) is a great place to start. Find contemporary artists and old masters that you identify with... artists whose art inspires you. Find at least three "art heroes" this summer.

## AP Studio Art - Overview of the Program Information for New Students

The AP Studio Art program makes it possible for highly motivated high school students to do college-level work. Students are required to submit a portfolio of work, consisting of twenty-four quality artworks, for evaluation at the end of the year by the College Board. A score of “3” by the College Board is considered “passing”. Most colleges will accept a “3” score for college credit unless you are applying to an art school; they usually require at least a “4” for college credit. Check with the schools you are applying to. A score of “5” is the highest score the College Board gives. The twenty-four artworks are submitted in digital format on a web-based server, along with your best five artworks, which are packed up and sent in May for scoring by AP scorers, known as “readers”. Some of the twenty-four artworks will come from the junior year (and possibly sophomore year) in art, as well as two assignments in the summer prior to the senior year. Art created in Art IV, III, Printmaking, Watercolor, and possibly Art II all have potential for consideration in your “Breadth” section of the portfolio. The more work you have, the better your chances are of receiving a high score.

Students with several AP classes state that AP Art is more time consuming than many other AP courses. Many of the top AP Art students who take other AP classes say that AP Art is the hardest course on campus. These same students also usually say it’s one of the most rewarding classes they have taken in high school. Of course, the work is different because it is of a “hands on” nature. You will get out of it what you put into it!

You will submit into one of the following portfolio areas:

- **Drawing**
- **2-D Design**

(There is also 3-D portfolio but we do not submit that portfolio here at Dorman).

### **Drawing:**

Drawing is designed to address a broad interpretation of drawing issues. For example, drawing, painting, printmaking, studies for sculpture, some forms of design and abstract and observational works would qualify as addressing drawing issues. The work should focus on the act of “mark-making” for the Drawing Portfolio. Photos, digital works, three-dimensional works, and color photocopies of your work in other media may not be submitted.

### **2-D Design:**

In 2-D Design, you are asked to demonstrate a conscious and deliberate application of design issues using a variety of forms. These could include, but are not limited to, graphic design, illustration, typography, digital imaging, photography, collage, fabric design, weaving, illustration, painting, drawing, printmaking, etc. Regardless of the medium, you should submit only works in which design is the primary strength of the work. Design works place emphasis on the elements of art and the principles of design.

## AP Art Studio Portfolio:

The AP Art portfolio consists of three sections:

- **Breadth** (12 artworks; submitted in digital format)

The *Breadth* section displays a variety of experiences in using the formal, technical, and expressive means available to an artist. “*Breadth*” in this portfolio refers to your experiences and accomplishments in a variety of art forms, concepts and techniques. Successful works of art require the integration of elements and principles of design; you are asked to demonstrate that you are actively working with these concepts while thoughtfully composing your art. These artworks do not simply use a variety of media, but combine a range of conceptual approaches and physical means of creating art.

- **Concentration** (12 artworks; submitted in digital format)

This is an in-depth, personal commitment to a particular artistic concern. In this section, you are asked to demonstrate your personal commitment to a specific visual idea or mode of working. A concentration is thematic-based. To do this, you should present an aspect of your work or a specific project in which you have invested considerable time, effort and thought. It is important to define your concentration early in the year so that the work you submit will have the focus and direction required for a concentration. A concentration is a body of related works that:

- are based on your individual interest in a particular idea expressed visually;
- are focused on a process of investigation, growth, and discovery;
- show the development of a visual language appropriate for your subject;
- are unified by an underlying idea that has visual and/or conceptual coherence; AND
- grow out of a coherent plan of action or investigation.

**The students who score 4’s and 5’s have well thought out and conceived concentrations. These students plan extensively. They also go through a thorough process of developing their final idea for their concentration. It is never too early to start this thinking process!**

- **Quality** (5 original artworks)

Excellence is demonstrated in original artwork. Quality is evident in the concept, composition, and technical skills of your work. You are asked to demonstrate quality through carefully selected examples of your work; work that succeeds in developing your intention, in terms of both concept and execution... flat paper, cardboard, canvas board, or un-stretched canvas is acceptable. Maximum size is 18” X 24”. These are actual works we send in to the AP College Board. These five artworks will be selected from either your “Breadth” or “Concentration” sections, or both. The bottom line is that these should be your very best five artworks.

**TOTAL= 24 or more high quality artworks.** The more artwork you have that is of a high quality, the easier it is to narrow down your very best work for inclusion in your portfolio.

NOTE: The teacher will take high quality photographs of all artwork that is worthy of possible inclusion in your portfolio. These digital photos will be cropped and stored in folders on the teacher's computer and a flash-drive for back-up. Students are asked to have a flash-drive (2GB minimum) to also store these photos on for further back-up.

Students who enter the AP Art Studio program are expected to be dedicated and serious art students who are willing to invest the time and effort necessary to complete a strong portfolio. Students should keep in mind that this course is for college credit; therefore expectations are high. When completing the portfolio, student goals should include trying to earn their very best score. A "4" or "5" will ensure them college credit, but usually a "3" is accepted by state schools. How much time and dedication the student is willing to invest will determine the final outcome.

### **What AP Judges Want to See:**

The AP judges prefer to see as much work as possible of real three-dimensional subjects drawn from observation. Please avoid TRITE imagery, which is overused subject matter.

The AP judges want to see you draw from observation, making the translation from three dimensions to two dimensions yourself. They do NOT want you to copy directly from other people's photographs because they do not allow you to create your own composition and work with your own ideas. Working directly from published photographs is prohibited. Do not work from photographs unless you substantially alter the image or you take your own photos. You could decide to start with an image as inspiration, and then change it using color, abstraction, or other interpretative techniques. **Simply copying photographs as they are does not produce AP-approved work; unless they are photos you have taken and composed yourself.** Photos, taken by you, can be used as reference. Be aware, however, that work from photographs tends to look "flat" since the camera sees with one eye, and we see with two.

## **Other Info:**

Missing time in class will set you back significantly. Use class time wisely but be aware that in both Art IV and AP Studio Art you will need to work outside of class to some degree to achieve success. Major class assignments will be due about every two weeks or so, depending on the assignment. We will move along at a good, steady pace.

Take some time this summer to go to a branch of the Spartanburg County library and check out some art books... even if you just LOOK at the artwork and don't read the book that is a great thing to do! I encourage you to go see at least one art exhibit in a gallery or museum. Both the Spartanburg Art Museum and the Greenville County Museum of Art are free! Also, don't forget about the Showroom Gallery at Hub-Bub. Spartanburg has an "Art Walk" the third Thursday of each month and it's free.

We will have group and class critiques. During these activities, you owe your full attention to your classmates' work. Active participation helps everyone. Students often get the best advice from each other. Everyone is expected to contribute. The best way to get valuable feedback is to offer comments to your peers. Come to critiques with an open mind. Others may not approach things in the same way you would, but outside comments are usually very helpful and can be insightful.

If you are thinking about studying art in college, use the summer to start investigating schools you are interested in. See what programs they offer. Look on-line. Arrange an on-campus visit. Check out [www.artschools.com](http://www.artschools.com) to get started. Let me know how I can be of assistance in your selection process.

## **Suggested Materials List:**

Note: These items are not required but you may want to purchase some of these for yourself.

- Sketchbook (for ideas)
- Pencils (set 4H, 2H, HB, 2B, 4B, 6B)
- Erasers (kneaded, pink pearl, plastic white, gum)
- Watercolors
- Acrylic paints
- Oil paints and linseed oil (cannot be used in the classroom, but they now make water-based oil paints you could use in class)
- Charcoal
- Canvas or canvas board (can be bought in a pad, too)
- Paper (drawing, sketching, watercolor, etc)
- Portfolio (to carry your work)
- Pens
- Pastels
- Brushes
- Colored pencils
- Markers

FUN is guaranteed. You will make new friends.

GROWTH as an artist is guaranteed also.

Students are encouraged to communicate with me via e-mail or phone if there is a need to discuss a summer assignment.

Have a great summer! I am excited about a new year in AP Studio Art, and I am looking forward to working with a great group of students!

Sincerely,

Mr. Robert Urban

Contact information

My school e-mail is:           UrbanB@Spart6.org

### **“Press On”**

**Nothing in the world can take the place of persistence. Talent will not; nothing is more common than unsuccessful men with talent. Genius will not; unrewarded genius is almost a proverb. Education will not; the world is full of educated derelicts. Persistence and determination are omnipotent!**

**“The advice I like to give young artists, or really anybody who’ll listen to me, is not to wait around for inspiration. Inspiration is for amateurs; the rest of just show up and get to work. If you wait around for the clouds to part and a bolt of lightning to strike you in the brain, you are not going to make an awful lot of artwork. All the best ideas come out of the process; they come out of the work itself. Things occur to you. If you’re sitting around trying to dream up a great art idea, you can sit there a long time before anything happens. But if you just get to work, something will occur to you and something else will occur to you and something else that you reject will push you in another direction. Inspiration is absolutely unnecessary and somehow deceptive. You feel like you need this great idea before you can get down to work, and I find that’s almost never the case.”**

**- Chuck Close, American artist**

## A.P. ART SUMMER ASSIGNMENTS

---

**Pick TWO (2) assignments from the following to complete over the summer.** The size of the artworks is not as important as the **QUALITY** of the artworks. However, with that being said, one can be small in size (9" x 12", 12" x 16"), and the second artwork could be medium to large in size (16" x 20", 18" x 24"). Please adhere to these sizes. Your two artworks must be brought to class on the first day of school in August. On the back, put your name and the assignment number from the list that your artwork matches. These artworks will count as your first two grades of Art IV. Therefore, take it seriously! Please do not wait until the last few days before school starts to work on these, it will show in the final work, and that will reflect in your grade. These artworks should be executed with skill and demonstrate excellent craftsmanship. Each artwork should contain the 3 "C's": COMPOSITION, CONTRAST, & CONTENT. You may complete additional artworks (extra credit will be given) beyond the required two if you would like.

---

### Assignment #1

#### "Reflective Surfaces"

#### DRAWING PORTFOLIO


DEPICT OBJECTS THAT HAVE REFLECTIVE SURFACES. CREATE A STRONG COMPOSITION UTILIZING INTERESTING IMAGES. REPRESENT A VARIETY OF INTERESTING AND CREATIVE SURFACES.

Create a drawing that utilizes strong contrast. Use media of choice. All objects should be directly from observation, not a photograph.

Ideas...

MIRRORS, TOASTERS, GLASSES, CARS, SHINY METAL OBJECTS, REFLECTIONS IN WATER, ETC.

BE CREATIVE WITH YOUR SURFACES AND THE REFLECTIONS THAT ARE CREATED



*Kelly L. AP Art '08*

---

**Assignment #2**  
**“Figure Drawing”**  
**DRAWING PORTFOLIO**

Draw a person’s head and face using exaggeration to communicate emotion. First use a pencil to make a general drawing. Note the shapes and planes of the face and how they fit together. Then continue over the drawing with a darker media. Utilize strong contrast to greatly exaggerate the areas you want to emphasize. Work from a live model, not a photograph. Use yourself, looking in the mirror, if you don’t have a friend or family member you can use.



*Carolyn C. AP Art '08*

---

**Assignment #3**  
**“Three Eggs”**  
**DRAWING PORTFOLIO**

Place three eggs on a towel or cloth, to create an interesting composition and draw it in pencil. Pay attention to the smoothness of the eggs against the rough quality of the material. Concentrate on the forms of the eggs and uses strong values. Use graphite.



*Jessica L. AP Art '09*


---

**Assignment #4**  
**“Mechanical or Tool Composition”**  
**2-D DESIGN OR DRAWING PORTFOLIO**

Do a detailed drawing of a mechanical object or tool in pencil or colored pencil. Some ideas include bicycle, hammer, screwdriver, scissors, saw, etc. Crop it down using a view-finder so that part of it will go off the paper. Use graphite or colored pencil, or both together.



*Nathlie E. AP Art '08*



*Samantha S. AP Art '10*

**Assignment #5**  
**“Landscape”**  
**DRAWING PORTFOLIO**

Create an artwork that depicts a landscape in the style of Impressionism. Look at the following artists for inspiration: Monet, Manet, Cassat, Degas, Renoir, and Cezanne. Working from direct observation is best... if you do work from a photograph, use your own photo, not a published photo. Use the art medium of your choice.




*Jessica L. AP Art '09*

---

**Assignment #6**  
**“Collage Based on a Song”**  
**2-D DESIGN PORTFOLIO**

Select a song that you like that has interesting lyrics that you feel like you could interpret visually. Look through magazines for images. Cut carefully and play with your arrangement before final gluing.



*Tori D. AP Art '08*

---

**Assignment #7**  
**“Digital Portrait”**  
**2-D DESIGN PORTFOLIO**

Take a series of digital photos of yourself or a friend. Try to create unique compositions from different angles such as looking up or down, etc. Compose the series in a grid or an elongated rectangle or cut up and collage together. Get creative on how to put these together.




*Jared H. AP Art '08*

---

**Assignment #8**  
**“Shoes and an Imaginary Character”**  
**2-D DESIGN PORTFOLIO**

Find an old pair of shoes- yours or someone in your family. Draw them in an interesting composition... try to arrange them uniquely. Possibly allow some space to draw a “created character” (not a cartoon character) of your imagination. You can base your character off a friend or someone you know. Try to create a character that would have worn the shoes. What kind of information or visual story could you tell about your character? Don't be afraid to step outside the box and try something different. Use two or more art media of your choice.



*Samantha B. AP Art '09*

---



*Samantha S. AP Art '10*

---

**Assignment #9**  
**“Ordinary to Extraordinary”**  
**DRAWING OR 2-D DESIGN PORTFOLIO**

DEPICT OBJECTS THAT YOU REALLY LIKE. CREATE A STRONG COMPOSITION UTILIZING INTERESTING IMAGERY. USING OBJECTS THAT YOU REALLY LIKE, CREATE AN ARTWORK THAT TELLS ME WHO YOU ARE and WHAT YOU LOVE.

Create a drawing that utilizes repetition to achieve rhythm. Think outside of the box. Use art medium of your choice.

Ideas...

COLOR, FOOD, CLOTHS, MUSIC, PATTERNS, CHILDHOOD MEMORIES, FRIENDS, CHAIRS, OUTDOORS, BOOKS, CLASSES, HATS, SHOES, FAMILY, CUPS, CLOSET, ROOM, UTILITARIAN OBJECTS, PRESENTS, SUPPLIES, GLASSES, ARTISTS. THINK, THINK, THINK.

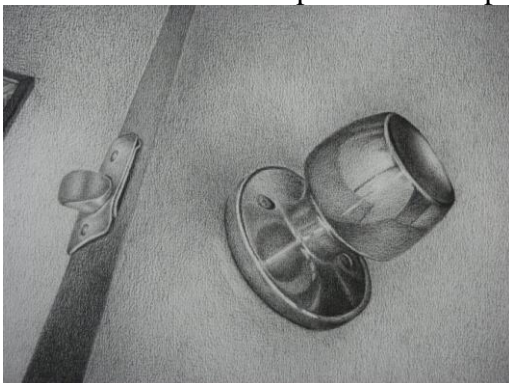


*Lauren C. AP Art '09*

---

**Assignment #10**  
**“Interior and Exterior Composition”**  
**DRAWING OR 2-D DESIGN PORTFOLIO**

Create an interesting composition that uses a doorway as your subject. Consider showing both interior and exterior space. Draw or paint your composition.



*Kevin E. AP Art '09*

---

**EXPECTATIONS ARE HIGH, AS YOU CAN SEE FROM THE VARIOUS EXAMPLES SHOWN ABOVE, SO WORK HARD.**

## ART IV & A.P. STUDIO ART

Name:

\_\_\_\_\_ Grade this Fall: \_\_\_\_\_  
(First) (Middle) (Last)

Name that you prefer to be called (if different than above): \_\_\_\_\_

Birth Date: \_\_\_\_\_  
(Month) (Day) (Year)

Home Phone #: \_\_\_\_\_ Student's Cell Phone #: \_\_\_\_\_

Home Address: \_\_\_\_\_

City: \_\_\_\_\_ Zip: \_\_\_\_\_

Student's E-Mail Address: \_\_\_\_\_

Mother's Name: \_\_\_\_\_ Work Phone #: \_\_\_\_\_  
(First) (Last)

Mother's E-Mail: \_\_\_\_\_ Mother's Cell #: \_\_\_\_\_

Father's Name: \_\_\_\_\_ Work Phone #: \_\_\_\_\_  
(First) (Last)

Father's E-Mail: \_\_\_\_\_ Father's Cell #: \_\_\_\_\_

1.) Do you currently have any idea what you might like to do for your AP concentration?  
If so, please describe.

2.) What was your favorite art assignment from this year? Why? What did you like about it?

*Questions continue on back>*

3.) Do you have a favorite visual artist? If so, who? If not, what “style” do you like best?

4.) What is your favorite art medium to work with?

5.) Besides making a good grade and a good AP score (which I hope is everyone’s goal), do you have any other goals related to art next year? *Examples could be improvement in certain medium, going to art school, getting an art scholarship, etc.*

6.) Are you planning to go to college? If so, what do you think you will major in?

7.) If you’re thinking about art as a major, is there anything you’d like the teacher to know so he can assist with you college planning?

8.) What is your favorite candy?

9.) List anything else you’d like the teacher to know to help him with planning next year for AP Art.

# DORMAN HIGH SCHOOL

Robert M. Urban  
1050 Cavalier Way  
Roebuck, South Carolina 29376  
(864) 582-4347 ext. 2120  
UrbanB@spart6.org

Dear Parents:

I have greatly enjoyed teaching your child in Art III this semester. As you are probably aware, I have recommended your son or daughter for Art IV in the fall and AP Studio Art in the spring. My AP Art students have a 98% rate of receiving college credit for their portfolios. It is my goal to help your child earn college credit next year as well. To do that, I need your assistance. I realize it is a very busy time of the year for everyone. Please read the statement below and sign it, along with your child, and return to me before school is out for summer. Feel free to direct any questions or concerns my way. Thank you for your support.

Robert Urban  
AP Art Teacher

---

## ACKNOWLEDGEMENT OF REQUIRED SUMMER ART ASSIGNMENTS

I understand that **two, quality** summer art assignments are required for Art IV and these are due the first day of school in the fall. A list of ten assignments has been provided to the students to select from. I understand that these artworks will be my first grades of the new school year and that the quality of what I turn in can affect my status in the AP Art course, spring semester.

Student Signature: \_\_\_\_\_ Date: \_\_\_\_\_

Parent Signature: \_\_\_\_\_ Date: \_\_\_\_\_