

A.P. ART SUMMER ASSIGNMENTS

Pick TWO (2) assignments from the following to complete over the summer. The size of the artworks is not as important as the **QUALITY** of the artworks. However, with that being said, one can be small in size (9" x 12", 12" x 16"), and the second artwork could be medium to large in size (16" x 20", 18" x 24"). Please adhere to these sizes. Your two artworks must be brought to class on the first day of school in August. On the back, put your name and the assignment number from the list that your artwork matches. These artworks will count as your first two grades of Art IV. Therefore, take it seriously! Please do not wait until the last few days before school starts to work on these, it will show in the final work, and that will reflect in your grade. These artworks should be executed with skill and demonstrate excellent craftsmanship. Each artwork should contain the 3 "C's": COMPOSITION, CONTRAST, & CONTENT. You may complete additional artworks (extra credit will be given) beyond the required two if you would like.

Assignment #1

"Reflective Surfaces"

DRAWING PORTFOLIO


DEPICT OBJECTS THAT HAVE REFLECTIVE SURFACES. CREATE A STRONG COMPOSITION UTILIZING INTERESTING IMAGES. REPRESENT A VARIETY OF INTERESTING AND CREATIVE SURFACES.

Create a drawing that utilizes strong contrast. Use media of choice. All objects should be directly from observation, not a photograph.

Ideas...

MIRRORS, TOASTERS, GLASSES, CARS, SHINY METAL OBJECTS, REFLECTIONS IN WATER, ETC.

BE CREATIVE WITH YOUR SURFACES AND THE REFLECTIONS THAT ARE CREATED



Kelly L. AP Art '08

Assignment #2

"Figure Drawing"

DRAWING PORTFOLIO

Draw a person's head and face using exaggeration to communicate emotion. First use a pencil to make a general drawing. Note the shapes and planes of the face and how they fit together. Then continue over the drawing with a darker media. Utilize strong contrast to greatly exaggerate the areas you want to emphasize. Work from a live model, not a photograph. Use yourself, looking in the mirror, if you don't have a friend or family member you can use.



Carolyn C. AP Art '08

Assignment #3

“Three Eggs”

DRAWING PORTFOLIO

Place three eggs on a towel or cloth, to create an interesting composition and draw it in pencil. Pay attention to the smoothness of the eggs against the rough quality of the material. Concentrate on the forms of the eggs and uses strong values. Use graphite.



Jessica L. AP Art '09

Assignment #4


“Mechanical or Tool Composition”

2-D DESIGN OR DRAWING PORTFOLIO

Do a detailed drawing of a mechanical object or tool in pencil or colored pencil. Some ideas include bicycle, hammer, screwdriver, scissors, saw, etc. Crop it down using a view-finder so that part of it will go off the paper. Use graphite or colored pencil, or both together.



Nathlie E. AP Art '08



Samantha S. AP Art '10

Assignment #5
“Landscape”
DRAWING PORTFOLIO


Create an artwork that depicts a landscape in the style of Impressionism. Look at the following artists for inspiration: Monet, Manet, Cassat, Degas, Renoir, and Cezanne. Working from direct observation is best... if you do work from a photograph, use your own photo, not a published photo. Use the art medium of your choice.



Jessica L. AP Art '09

Assignment #6
“Collage Based on a Song”
2-D DESIGN PORTFOLIO

Select a song that you like that has interesting lyrics that you feel like you could interpret visually. Look through magazines for images. Cut carefully and play with your arrangement before final gluing.



Tori D. AP Art '08

Assignment #7
“Digital Portrait”
2-D DESIGN PORTFOLIO


Take a series of digital photos of yourself or a friend. Try to create unique compositions from different angles such as looking up or down, etc. Compose the series in a grid or an elongated rectangle or cut up and collage together. Get creative on how to put these together.



Jared H. AP Art '08

Assignment #8
“Shoes and an Imaginary Character”
2-D DESIGN PORTFOLIO

Find an old pair of shoes- yours or someone in your family. Draw them in an interesting composition... try to arrange them uniquely. Possibly allow some space to draw a “created character” (not a cartoon character) of your imagination. You can base your character off a friend or someone you know. Try to create a character that would have worn the shoes. What kind of information or visual story could you tell about your character? Don’t be afraid to step outside the box and try something different. Use two or more art media of your choice.



Samantha B. AP Art '09



Samantha S. AP Art '10

Assignment #9
“Ordinary to Extraordinary”
DRAWING OR 2-D DESIGN PORTFOLIO

DEPICT OBJECTS THAT YOU REALLY LIKE. CREATE A STRONG COMPOSITION UTILIZING INTERESTING IMAGERY. USING OBJECTS THAT YOU REALLY LIKE, CREATE AN ARTWORK THAT TELLS ME WHO YOU ARE and WHAT YOU LOVE.

Create a drawing that utilizes repetition to achieve rhythm. Think outside of the box. Use art medium of your choice.

Ideas...

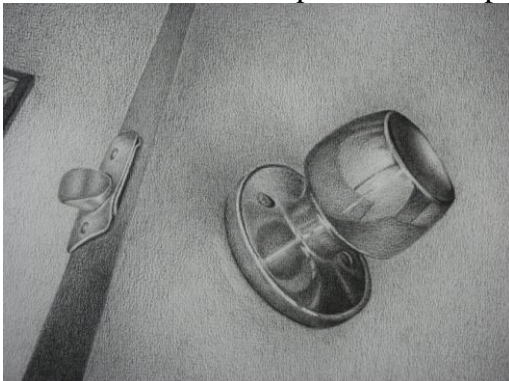
COLOR, FOOD, CLOTHS, MUSIC, PATTERNS, CHILDHOOD MEMORIES, FRIENDS, CHAIRS, OUTDOORS, BOOKS, CLASSES, HATS, SHOES, FAMILY, CUPS, CLOSET, ROOM, UTILITARIAN OBJECTS, PRESENTS, SUPPLIES, GLASSES, ARTISTS. THINK, THINK, THINK.



Lauren C. AP Art '09

Assignment #10
“Interior and Exterior Composition”
DRAWING OR 2-D DESIGN PORTFOLIO

Create an interesting composition that uses a doorway as your subject. Consider showing both interior and exterior space. Draw or paint your composition.



Kevin E. AP Art '09

EXPECTATIONS ARE HIGH, AS YOU CAN SEE FROM THE VARIOUS EXAMPLES SHOWN ABOVE, SO WORK HARD.

ART IV & A.P. STUDIO ART

Name:

_____ Grade this Fall: _____
(First) (Middle) (Last)

Name that you prefer to be called (if different than above): _____

Birth Date: _____
(Month) (Day) (Year)

Home Phone #: _____ Student's Cell Phone #: _____

Home Address: _____

City: _____ Zip: _____

Student's E-Mail Address: _____

Mother's Name: _____ Work Phone #: _____
(First) (Last)

Mother's E-Mail: _____ Mother's Cell #: _____

Father's Name: _____ Work Phone #: _____
(First) (Last)

Father's E-Mail: _____ Father's Cell #: _____

1.) Do you currently have any idea what you might like to do for your AP concentration?
If so, please describe.

2.) What was your favorite art assignment from this year? Why? What did you like about it?

Questions continue on back>

3.) Do you have a favorite visual artist? If so, who? If not, what “style” do you like best?

4.) What is your favorite art medium to work with?

5.) Besides making a good grade and a good AP score (which I hope is everyone’s goal), do you have any other goals related to art next year? *Examples could be improvement in certain medium, going to art school, getting an art scholarship, etc.*

6.) Are you planning to go to college? If so, what do you think you will major in?

7.) If you’re thinking about art as a major, is there anything you’d like the teacher to know so he can assist with you college planning?

8.) What is your favorite candy?

9.) List anything else you’d like the teacher to know to help him with planning next year for AP Art.

DORMAN HIGH SCHOOL

Robert M. Urban
1050 Cavalier Way
Roebuck, South Carolina 29376
(864) 582-4347 ext. 2120
UrbanB@spart6.org

Dear Parents:

I have greatly enjoyed teaching your child in Art III this semester. As you are probably aware, I have recommended your son or daughter for Art IV in the fall and AP Studio Art in the spring. My AP Art students have a 98% rate of receiving college credit for their portfolios. It is my goal to help your child earn college credit next year as well. To do that, I need your assistance. I realize it is a very busy time of the year for everyone. Please read the statement below and sign it, along with your child, and return to me before school is out for summer. Feel free to direct any questions or concerns my way. Thank you for your support.

Robert Urban
AP Art Teacher

ACKNOWLEDGEMENT OF REQUIRED SUMMER ART ASSIGNMENTS

I understand that **two, quality** summer art assignments are required for Art IV and these are due the first day of school in the fall. A list of ten assignments has been provided to the students to select from. I understand that these artworks will be my first grades of the new school year and that the quality of what I turn in can affect my status in the AP Art course, spring semester.

Student Signature: _____ Date: _____

Parent Signature: _____ Date: _____